



OZ Optics

shop.ozoptics.com
www.ozoptics.com

Distributor
amSTECHNOLOGIES
where technologies meet solutions

info@amstechnologies.com
www.amstechnologies-webshop.com

Contact us

IN-LINE MULTIMODE FIBER SPECKLE HOMOGENIZER

Features

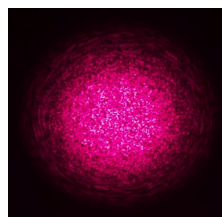
- Over 90% speckle contrast reduction
- In-Line fiber device- zero optical loss
- Plug-and-play integration
- Supports a wide range of wavelengths and optical power levels
- Low power consumption
- USB type C power input
- Compact enclosure- OEM Integration and Laboratory use

Applications

- Medical endoscopic and optical coherence imaging
- Flow cytometry and DNA sequencing
- Interferometry and Fluorescence Microscopy
- Bioanalytical instrumentation
- Machine vision and laser projection
- Speckle reduction in fiber-delivered laser systems

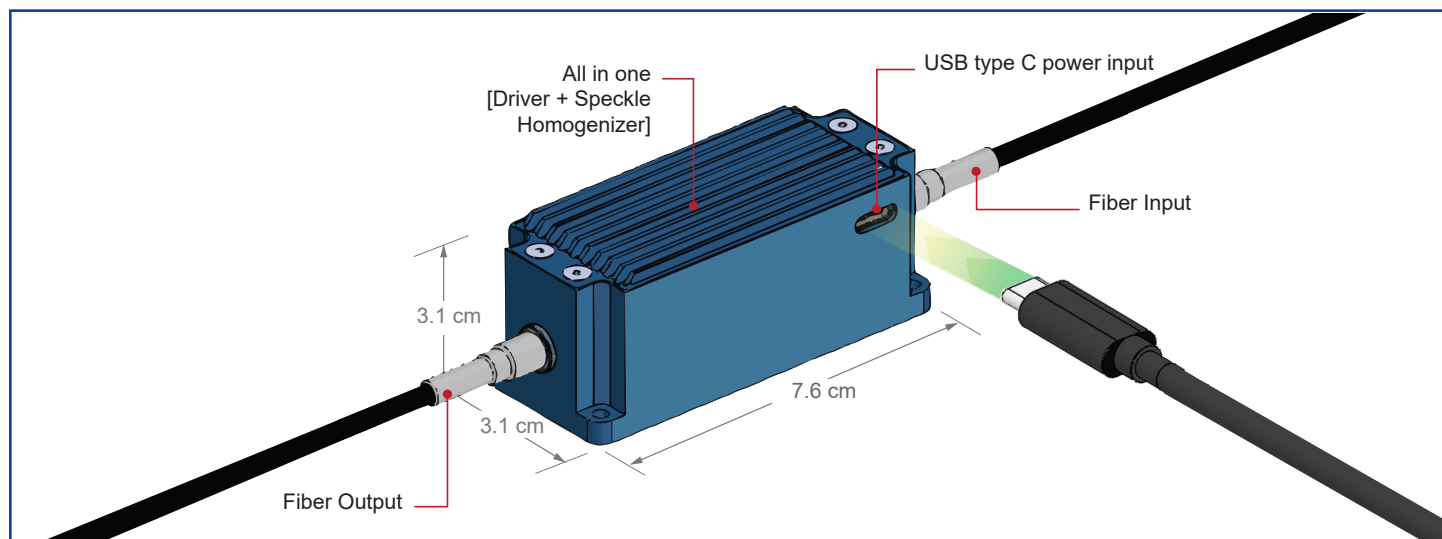


More than 90% speckle reduction



Product Description

This high-performance optical Speckle Homogenizer is designed to significantly reduce speckle noise in multimode fiber laser systems. Its compact, plug-and-play design integrates both the optics and driving electronics within a single enclosure, simplifying installation and system integration. By delivering high-efficiency speckle suppression in an all-in-one in-line format, it enables superior imaging quality and system reliability across a broad spectrum of applications. With unmatched versatility, it is the go-to solution for optical engineers and system designers looking to unlock the full potential of multimode fiber imaging technology.



Optical and Electrical Specifications

Part number: FHOM	
Parameter	Typical Value
Wavelength	400 nm – 1550 nm
Fiber core size	100 µm – 400 µm
Fiber core type	Round, Square, Hexagonal, Octagonal
Power Input	Standard USB port C 5V DC, 0.5A
Dimensions	7.6 x 3.1 x 3.1 cm
Weight	130 g

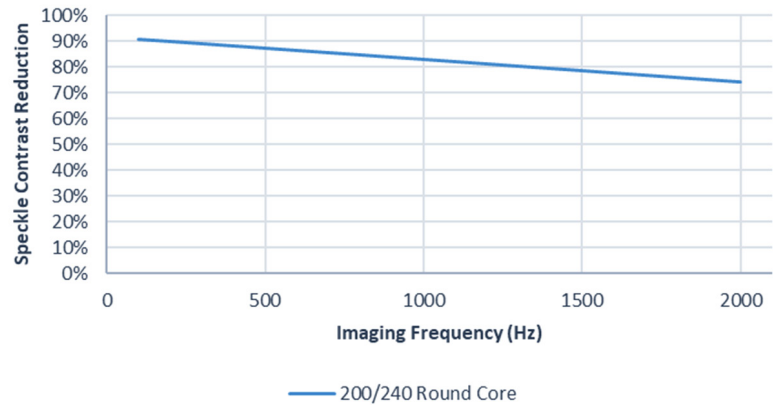
Customizable fiber and connector types

See OZ Standard Tables Data Sheet DTS0079

https://www.ozoptics.com/ALLNEW_PDF/DTS0079.pdf

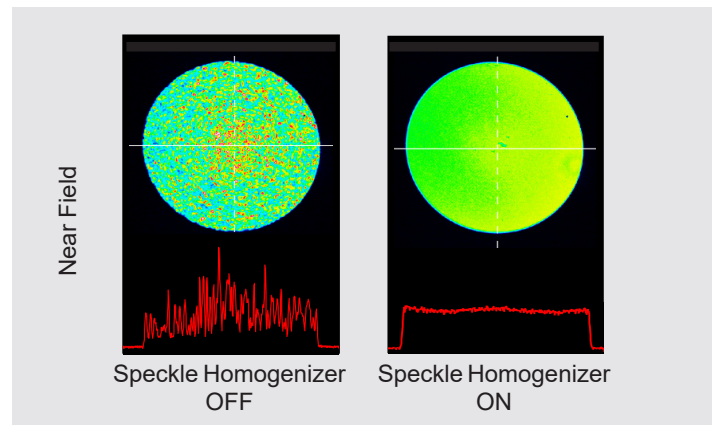
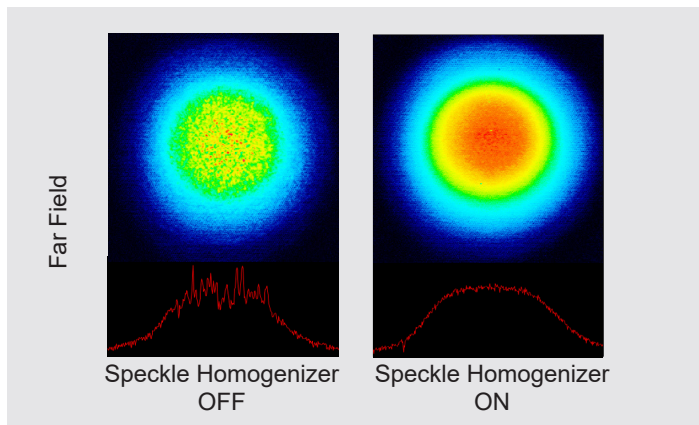
or Contact Us

Improvement in Speckle Contrast



$$C(\text{Speckle Contrast}) = \frac{\sigma(\text{standard dev of intensity})}{I(\text{average intensity})}$$

200/240 µm Round Core Fiber at 635 nm Wavelength and 100Hz Frequency



Speckle Homogenizer FHOM-11-W-a/b-F-XY-JD-L

W: For multimode fibers specify either IRVIS for visible and infrared applications (400–2000 nm), or UVVIS for ultraviolet and visible applications (200–700 nm)

a/b: = Fiber core and cladding diameters, in microns:
See tables 3 to 5 of the OZ Standard Tables Data Sheet DTS0079 for standard fiber sizes.

https://www.ozoptics.com/ALLNEW_PDF/DTS0079.pdf

F: High Power Multimode Fiber

Type Including Core Shape:

QM = Round core

QMS = Square core

QMH = Hexagonal core

QMO = Octagonal core

Customizable fiber and connector types

See OZ Standard Tables Data Sheet DTS0079.

https://www.ozoptics.com/ALLNEW_PDF/DTS0079.pdf

or Contact Us

L: Patchcord length, in meters on each arm

JD = Jacket Diameter:

3 = 3 mm OD PVC loose tube with Kevlar

3PCBK = 3 mm OD black PVC cable

3A = 3 mm OD armored

3AS = 3 mm OD stainless steel armored

See table 7 of the OZ Standard Tables Data Sheet DTS0079 for drawings.

https://www.ozoptics.com/ALLNEW_PDF/DTS0079.pdf

XY: = Input and Output Connector Types:

5 = SMA-905 Connector

3 = FC (Flat Polish) Connector

For other connector types refer to Table 6 of the OZ Standard Tables Data Sheet DTS0079.

https://www.ozoptics.com/ALLNEW_PDF/DTS0079.pdf

Example: FHOM-11-IRVIS-200/240-QM-33-3-1